

Hello Year 3 ☺

Your English activities this week are based on the video clip **'The Black Hat'**. Follow these links to watch the video (or search for 'The Black Hat' video on Google):



<https://vimeo.com/45584240>

<https://www.literacysshed.com/blackhat.html>

Watch the video carefully and then work through the activities on each page. Work through these at your own pace, when you can ☺ Nothing needs to be printed, everything can be written into your books or onto paper (in your best handwriting).

Have fun and enjoy ☺

Love Miss Robertson x



Monday 9th November

Lesson 1 (activity 1): Comprehension

Watch the film carefully and answer these questions.

You might need to watch it a few times.

If you can, discuss the questions with a sibling or an adult 😊

If they are busy working hard, think about the answers and record them in your homework book or on paper 😊



1. The film is set in a house in the woods. Can you think of any other stories that are set in a similar place? What type of stories are they?
2. What words does the narrator use to describe the forest?
3. What sounds does the boy hear as he walks through the forest? How do these sounds compare to the sounds you hear on your walks at the moment?
4. In the film, the boy finds a black hat. Who do you think the hat belonged to before? Why?

Lesson 1: Comprehension and inference



5. What creatures magically appear from the hat?
How are they described?

6. How do you think the boy feels when the creatures appear?

7. What does the boy do with the creatures? Why do you think he does this? Do you think he is right to do this?

8. Why does the boy apologise at the end of the film?

9. If you had your own magical black hat, what would happen?
What adventure would it take you on?



Lesson 1 (activity 2) Inference:

In this activity, I would like you to think carefully about the events of the film and what the boy is thinking.

Look carefully at the pictures below and on the next few pages. For each picture, think about what is happening and what the boy is thinking in that moment.

Use the example below to help you.



What is happening?

A boy is wondering in the woods and discovers a strange, black hat.

Thoughts

This is very unusual. I have never seen a hat in the woods before. Where has it come from?

What is happening?
What is the boy thinking?



What is happening?
What is the boy thinking?



What is happening?
What is the boy thinking?




What is happening?
What is the boy thinking?



What is happening?
What is the boy thinking?



Print the sheet if you can or **copy the table into your book**. Don't worry about drawing the pictures just put the numbers 😊

Picture:	What is happening?	Thoughts:
1. 		
2. 		
3. 		
4. 		
5. 		

Well done, Year 3!
I hope you got on okay with today's
work 😊

Please email me your work to our
new email address:

yearthree@st-jo-st.dudley.sch.uk

